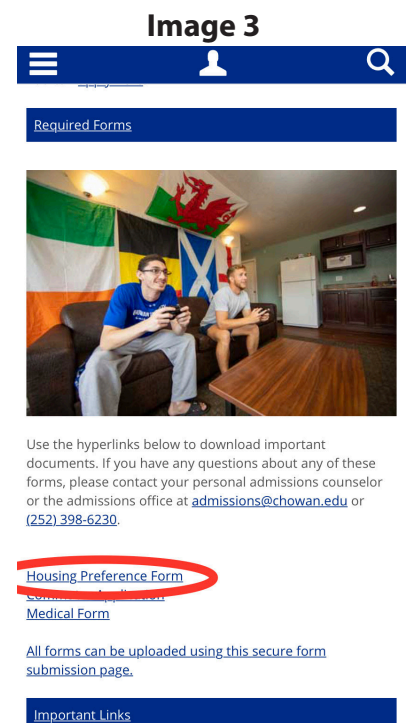
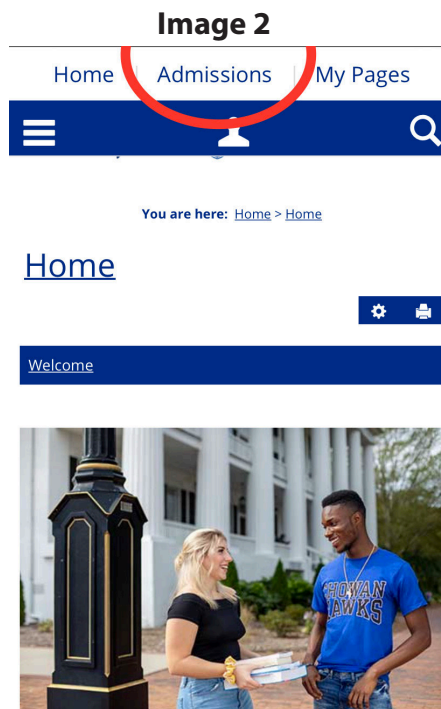
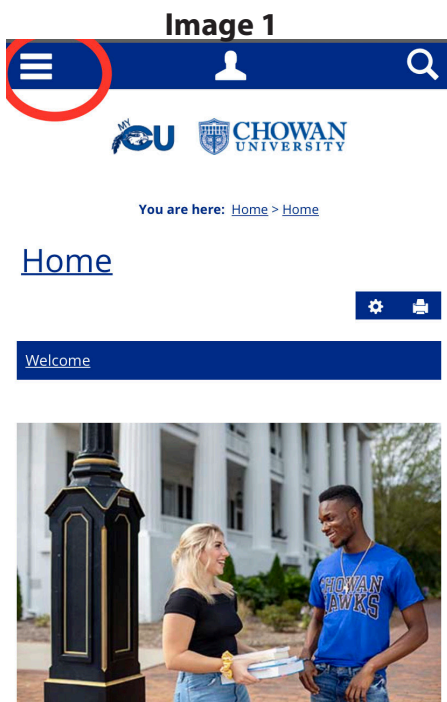


Housing Preference Form Submission Guide

MOBILE:

- Locate your Chowan email login information (you should have received this in an email upon your acceptance)
- Go to mycu.chowan.edu - select 'desktop view'.
- **Log in** using the information you were emailed.
- On the homepage, locate the **menu** (See Image 1)
- Choose **Admissions** (See Image 2)
- Locate the **Required Forms** and select the **Housing Preference Form**; a fillable form should open. (See Image 3)



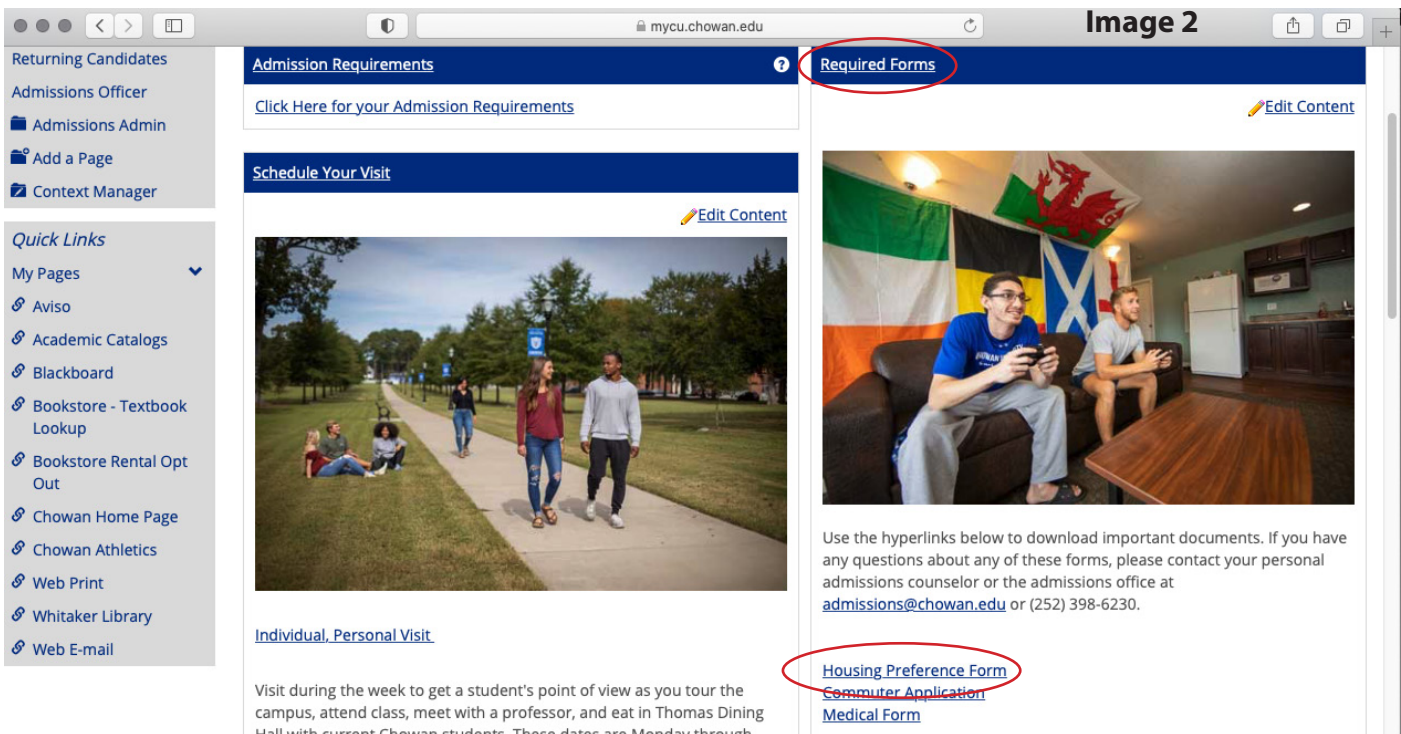

If you receive a message saying you do not have access to this form, log out of all Gmail accounts. Log into your Chowan email only and try again. If you have any issues please contact the Office of Admissions.

Questions or need help? Contact Chowan Admissions at:
(252) 398-6230 or enroll@chowan.edu

Housing Preference Form Submission Guide

DESKTOP:

- Locate your Chowan email login information (you should have received this in an email upon your acceptance)
- Go to mycu.chowan.edu
- **Log in** using the information you were emailed.
- On the homepage, click **Admissions** at the top of the page. (See Image 1)
- Locate the 'Required Forms' box and select the **Housing Preference Form**; a fillable form should open. (See Image 2)



If you receive a message saying you do not have access to this form, log out of all Gmail accounts. Log into your Chowan email only and try again. If you have any issues please contact the Office of Admissions.

Questions or need help? Contact Chowan Admissions at:
(252) 398-6230 or enroll@chowan.edu